



PACIFIC CLAY
 14741 LAKE STREET
 LAKE ELSINORE, CA 92530
 PHONE: (951) 674-2131
 FAX: (951) 674-6383
 www.pacificclay.com

SELECT DESIRED COLOR:

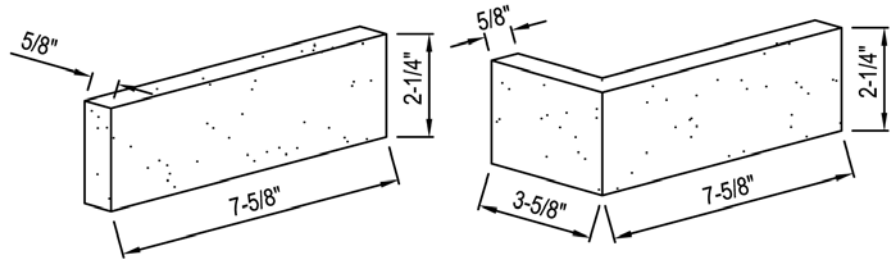
- BODEGA BAY
- CALICO
- CAMBRIA
- LAGUNA
- MORRO ROCK
- SAN SIMEON

SELECT DESIRED TEXTURE:

- WIRE CUT

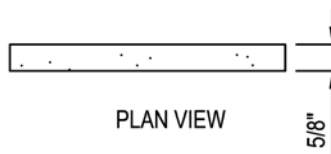
SELECT DESIRED CLOSURE:

- MODULAR FLAT
- MODULAR CORNER

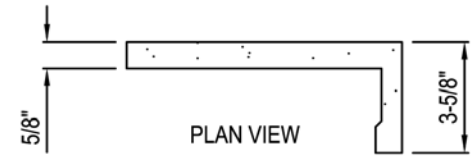


ISOMETRIC VIEW

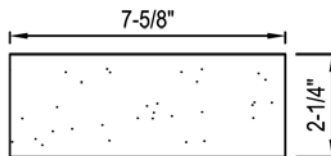
ISOMETRIC VIEW



PLAN VIEW

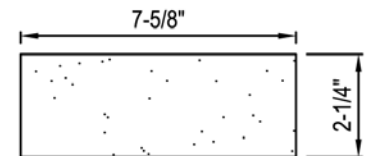


PLAN VIEW



ELEVATION VIEW

MODULAR FLAT



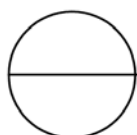
ELEVATION VIEW

MODULAR CORNER

SERIES	BRICK UNIT NOMENCLATURE	DIMENSIONS (W X H X L)	COVERAGE	STOCK AVAILABILITY	WEIGHT	APPOX. VERTICAL COURSING
ELITE	MODULAR THIN BRICK FLAT	5/8" X 2-1/4" X 7-5/8"	6.86 UNITS PER SQ. FT (3/8" GROUT)	NORMALLY STOCKED IN SELECTED COLORS	5.15 LBS	3C = 8"
	MODULAR THIN BRICK CORNER	5/8" X 2-1/4" X 7-5/8" X 3-5/8" (RETURN)	4.57 UNITS PER LN. FT (3/8" GROUT)			3C = 8"

NOTES:

1. PACIFIC CLAY'S COLORS ARE PRODUCED FROM NATURAL CLAYS - COLOR RANGES ARE INHERENT IN THE PRODUCT AND SHOULD BE SAMPLED ACCORDINGLY
2. INDIVIDUAL BRICKS MAY VARY IN DIMENSION AND WEIGHT WHILE MAINTAINING ACCORDANCE WITH ASTM SPECIFICATIONS.
3. INSTALLATION TO BE COMPLETED IN ACCORDANCE WITH MANUFACTURER'S SPECIFICATIONS.
4. ALL DIMENSIONS ARE CONSIDERED TRUE AND REFLECT MANUFACTURER'S SPECIFICATIONS.
5. DO NOT SCALE DRAWING.
6. CONTRACTOR'S NOTE: FOR PRODUCT AND COMPANY INFORMATION VISIT www.CADdetails.com/info REFERENCE NUMBER 3182-061.



THIN BRICK

MODULAR THIN BRICK - COASTAL SERIES