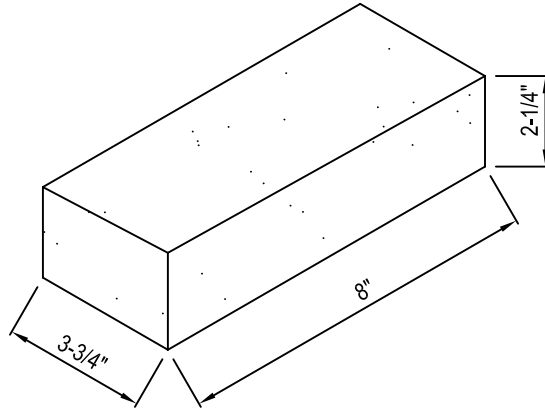




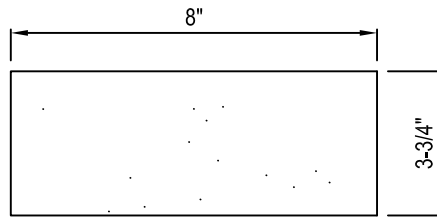
PACIFIC CLAY
 14741 LAKE STREET
 LAKE ELSINORE, CA 92530
 PHONE: (951) 674-2131
 FAX: (951) 674-6383
 www.pacificclay.com

SELECT DESIRED COLOR:


- RED
- RED FLASHED
- CHOCOLATE
- CABRILLO
- MFG USED
- MFG WHITE ONLY



ISOMETRIC VIEW



PLAN VIEW

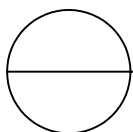


ELEVATION VIEW

BRICK UNIT NOMENCLATURE	DIMENSIONS (W X H X L)	SERIES	TEXTURE	COVERAGE	STOCK AVAILABILITY	WEIGHT
COMMON PAVER	3-3/4" X 2 1/4" X 8"	COMMON	WIRECUT	4.0 UNITS PER SQ. FT (1/2" JOINT)	NORMALLY STOCKED IN SELECTED COLORS	5.3 LBS

NOTES:

1. PACIFIC CLAY'S COLORS ARE PRODUCED FROM NATURAL CLAYS - COLOR RANGES ARE INHERENT IN THE PRODUCT AND SHOULD BE SAMPLED ACCORDINGLY
2. INDIVIDUAL BRICKS MAY VARY IN DIMENSION AND WEIGHT WHILE MAINTAINING ACCORDANCE WITH ASTM SPECIFICATIONS.
3. INSTALLATION TO BE COMPLETED IN ACCORDANCE WITH MANUFACTURER'S SPECIFICATIONS.
4. ALL DIMENSIONS ARE CONSIDERED TRUE AND REFLECT MANUFACTURER'S SPECIFICATIONS.
5. DO NOT SCALE DRAWING.
6. CONTRACTOR'S NOTE: FOR PRODUCT AND COMPANY INFORMATION VISIT www.CADdetails.com/info REFERENCE NUMBER 3182-084.



PACIFIC CLAY

COMMON PAVER: CABRILLO