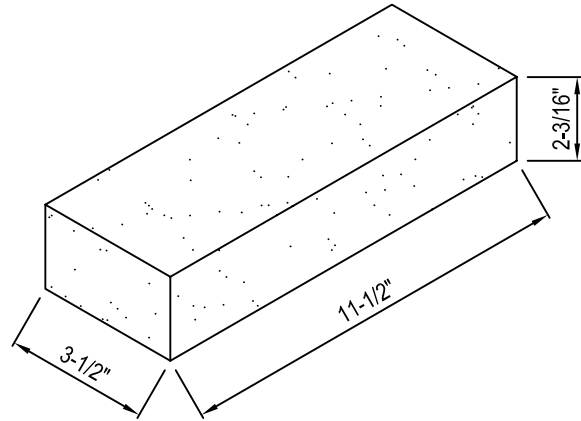




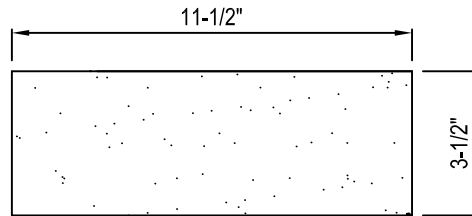
PACIFIC CLAY
 14741 LAKE STREET
 LAKE ELSINORE, CA 92530
 PHONE: (951) 674-2131
 FAX: (951) 674-6383
 www.pacificclay.com

SELECT DESIRED COLOR:


- | | |
|---|--|
| <input type="checkbox"/> SUNSET RED | <input type="checkbox"/> ROYAL SALTILLO |
| <input type="checkbox"/> RED FLASHED | <input type="checkbox"/> STERLING GREY |
| <input type="checkbox"/> MFG USED | <input type="checkbox"/> LIGHT IRONSPOT |
| <input type="checkbox"/> MFG WHITE ONLY | <input type="checkbox"/> MEDIUM IRONSPOT |
| <input type="checkbox"/> BROWN FLASHED | <input type="checkbox"/> DARK IRONSPOT |
| <input type="checkbox"/> BURGUNDY | <input type="checkbox"/> AZTEC |
| <input type="checkbox"/> PUEBLO | <input type="checkbox"/> SANDSTONE |
| <input type="checkbox"/> ROSE TAN | <input type="checkbox"/> 190 |
| <input type="checkbox"/> 590 DARK | <input type="checkbox"/> WESTWOOD BUFF |
| <input type="checkbox"/> 590 LIGHT | <input type="checkbox"/> OTHER _____ |



ISOMETRIC VIEW



PLAN VIEW

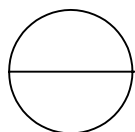


ELEVATION VIEW

BRICK UNIT NOMENCLATURE	DIMENSIONS (W X H X L)	SERIES	TEXTURE	COVERAGE	WEIGHT	STOCK AVAILABILITY
1112 (NORMAN) PAVER	3-1/2" X 2-3/16" X 11-1/2"	ELITE	WIRE CUT	3.0 UNITS PER SQ. FT (1/2" JOINT)	6.7 LBS	SUNSET RED & RED FLASHED STOCKED ALL OTHER COLORS - SPECIAL ORDER

NOTES:

- PACIFIC CLAY'S COLORS ARE PRODUCED FROM NATURAL CLAYS - COLOR RANGES ARE INHERENT IN THE PRODUCT AND SHOULD BE SAMPLED ACCORDINGLY
- INDIVIDUAL BRICKS MAY VARY IN DIMENSION AND WEIGHT WHILE MAINTAINING ACCORDANCE WITH ASTM SPECIFICATIONS.
- INSTALLATION TO BE COMPLETED IN ACCORDANCE WITH MANUFACTURER'S SPECIFICATIONS.
- ALL DIMENSIONS ARE CONSIDERED TRUE AND REFLECT MANUFACTURER'S SPECIFICATIONS.
- DO NOT SCALE DRAWING.
- CONTRACTOR'S NOTE: FOR PRODUCT AND COMPANY INFORMATION VISIT www.CADdetails.com/info REFERENCE NUMBER 3182-027.



PAVERS

1112 (NORMAN) PAVER: RED FLASH