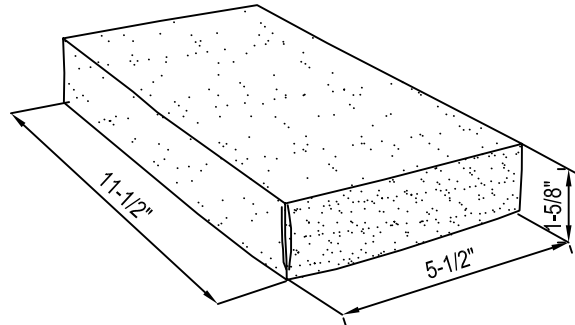




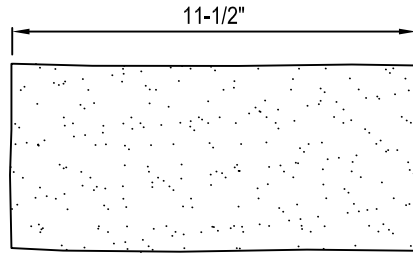
PACIFIC CLAY
 14741 LAKE STREET
 LAKE ELSINORE, CA 92530
 PHONE: (951) 674-2131
 FAX: (951) 674-6383
 www.pacificclay.com

SELECT DESIRED COLOR:

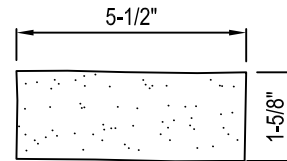
- RED
- RED FLASHED
- BROWN FLASHED
- CABRILLO
- SALTILLO



ISOMETRIC VIEW



PLAN VIEW

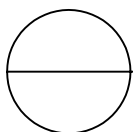


ELEVATION VIEW

BRICK UNIT NOMENCLATURE	DIMENSIONS (W x H x L)	SERIES	TEXTURE	COVERAGE	WEIGHT	STOCK AVAILABILITY
TRAVELER PAVER	5 1/2" x 1-5/8" x 11-1/2"	GARDEN	WIRE CUT	2.0 UNITS PER SQ. FT (1/2" JOINT)	7.4 LBS	NORMALLY STOCKED IN SELECTED COLORS

NOTES:

1. PACIFIC CLAY'S COLORS ARE PRODUCED FROM NATURAL CLAYS - COLOR RANGES ARE INHERENT IN THE PRODUCT AND SHOULD BE SAMPLED ACCORDINGLY
2. INDIVIDUAL BRICKS MAY VARY IN DIMENSION AND WEIGHT WHILE MAINTAINING ACCORDANCE WITH ASTM SPECIFICATIONS.
3. INSTALLATION TO BE COMPLETED IN ACCORDANCE WITH MANUFACTURER'S SPECIFICATIONS.
4. ALL DIMENSIONS ARE CONSIDERED TRUE AND REFLECT MANUFACTURER'S SPECIFICATIONS.
5. DO NOT SCALE DRAWING.
6. CONTRACTOR'S NOTE: FOR PRODUCT AND COMPANY INFORMATION VISIT www.CADdetails.com/info REFERENCE NUMBER 3182-109.



PAVERS

TRAVELER PAVER